


# PTC Database User Manual

Date published: 02-06-2020

Version: 2

<https://ptc.panasonic.eu>



Useful Contacts:

Megan Powell	<a href="mailto:ptcinfo@eu.panasonic.com">ptcinfo@eu.panasonic.com</a>
--------------	--

## Contents

Welcome & General Information .....	3
How to Access Publicly Available Compliance Documents.....	3
Sign Up to Access Private Documents.....	4
Logging in to the System.....	5
Forgot Password .....	5
How to Use the Compliance Documents Database.....	6
Performing a Search.....	7
Filtering Search Results .....	8
Sorting Search Results.....	9
Starting a New Search .....	9
Downloading a Document .....	10
Useful Tips .....	10



## Welcome & General Information

Welcome to the Panasonic Testing Centre webpage.

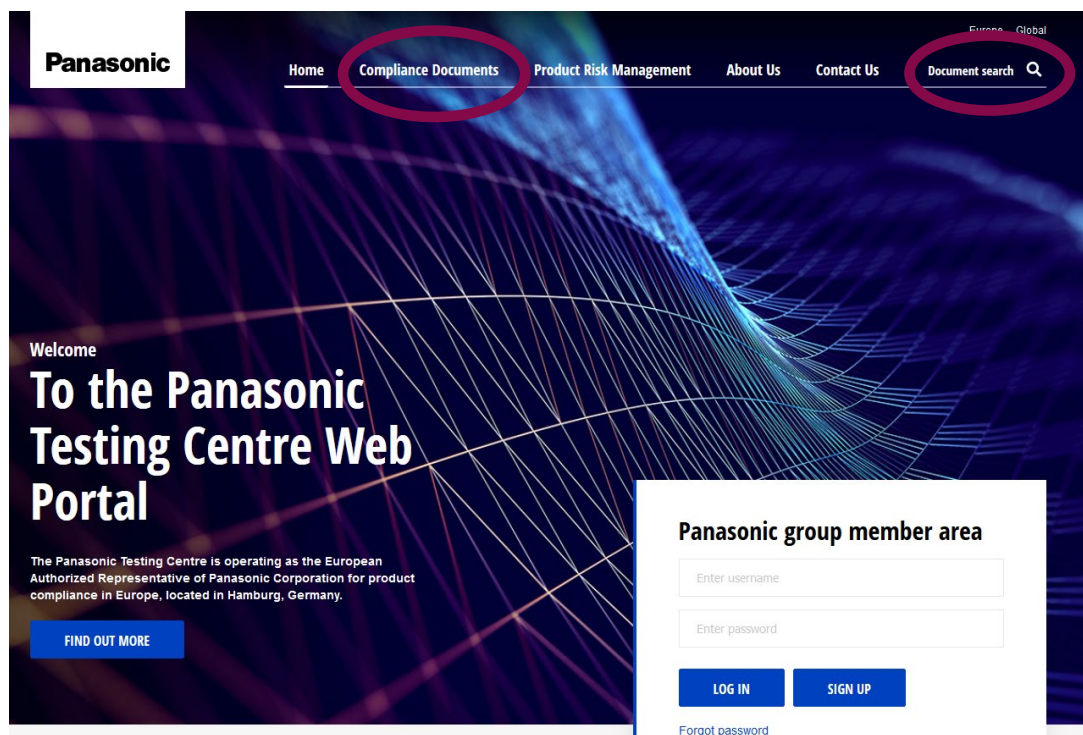
As a Panasonic Member and registered dealer, it is possible to access the full range of product related compliance documents, such as test reports. Please keep in mind that to have access to these files, registration to the database is **mandatory**.

You can access Energy Related Product documents (ErP) and publicly available EU Declaration of Conformities by clicking on Compliance Documents, without logging in to the system.

Please note, in order to use the database, you are required to accept our "Terms & Conditions".

## How to Access Publicly Available Compliance Documents

In order to access **publicly available** compliance documents, you can either type the product model number into the search box by clicking on "**Document search**" from the top menu on any page, or you can click on "**Compliance Documents**" to use the advanced search options that are available there.



## Sign Up to Access Private Documents

The screenshot shows the Panasonic Testing Centre Web Portal. The header includes the Panasonic logo and navigation links: Home, Compliance Documents, Product Risk Management, About Us, Contact Us, and Document search. The main content area features a welcome message and a 'To the Panasonic Testing Centre Web Portal' heading. Below this, there is a brief description of the center's role and a 'FIND OUT MORE' button. A 'Panasonic group member area' pop-up is visible, containing fields for 'Enter username' and 'Enter password', along with 'LOG IN' and 'SIGN UP' buttons. A red arrow points from the text on the right to the 'SIGN UP' button.

To sign up to the members area of the database, please click „Sign Up“

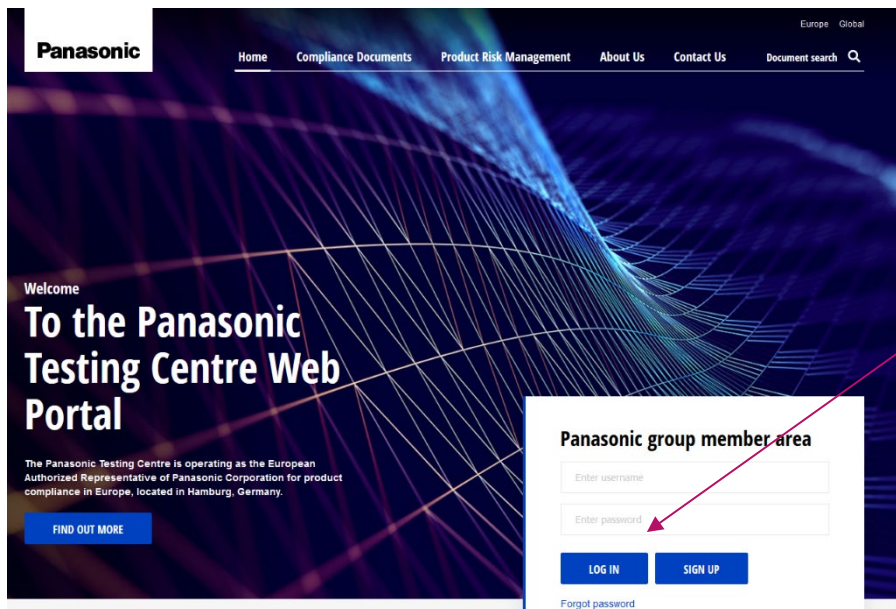
On the following Registration screen, please fill out all of the necessary information and select the categories that you require access to. Please note that all fields are mandatory. After completing this form, your details will be sent to PTC admins for approval. After approval, you will have access to the requested areas of the compliance database.

The 'Register' form is displayed on a dark blue background. It includes a note: 'Please note that all fields are mandatory.' The form fields are: Title, First Name, Last Name, Company, Telephone, Email, Username, Password, and Confirm Password. Below the fields, there is a section titled 'Select the categories that you require access to:' with a grid of checkboxes for various product categories. The categories are: Avionics, Medical, Flat Panel Display (FPD), Computer Products, Office Equipment, Air-Conditioner, Headphones/Earphones, Wiring Devices, Automotive, Semiconductor, Industrial Devices and Solutions, Robot, Battery, Data Storage, ISO Certificates, Digital Imaging, Major Appliances, CCVE, Home AV, Power Tools, Kitchen Appliances, TV, Compressors, Lighting, MSDS, Energy Systems, Telephones & Communication Systems, Industrial & Medical Vision (IMV), Personal & Beauty Care Products, and Camera Accessories.



## Logging in to the System

You can find the log in area on the home page. If you have registered for access to the members area of the compliance database, you will be able to log in here. Please type your username and password into the log in area. After logging in, you will be able to see your name!



Welcome

# To the Panasonic Testing Centre Web Portal

The Panasonic Testing Centre is operating as the European Authorized Representative of Panasonic Corporation for product compliance in Europe, located in Hamburg, Germany.

[FIND OUT MORE](#)

**Panasonic group member area**

Enter username

Enter password

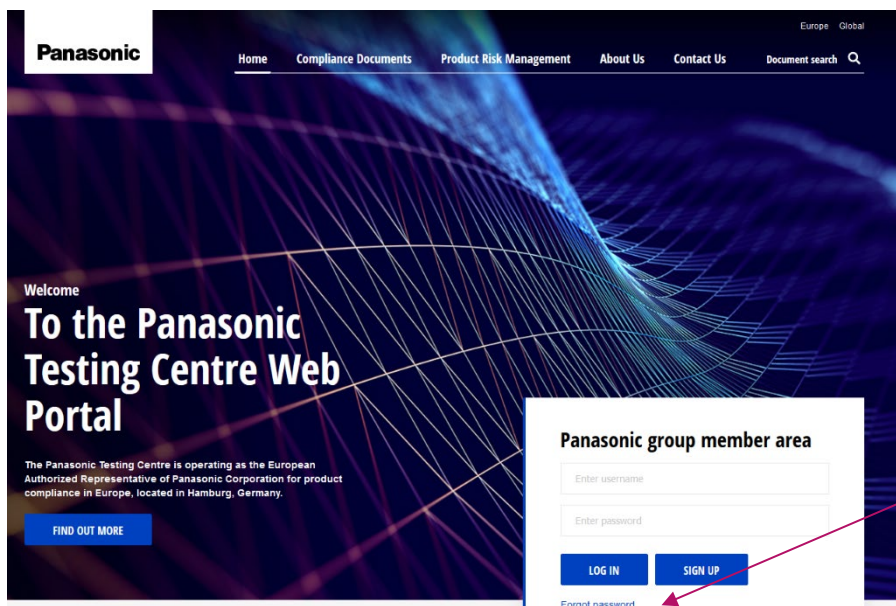
[LOG IN](#) [SIGN UP](#)

[Forgot password](#)

Please enter username and password to log in.

## Forgot Password

If you forget your password, please click on **“Forgot Password”** in the log in area.



Welcome

# To the Panasonic Testing Centre Web Portal

The Panasonic Testing Centre is operating as the European Authorized Representative of Panasonic Corporation for product compliance in Europe, located in Hamburg, Germany.

[FIND OUT MORE](#)

**Panasonic group member area**

Enter username

Enter password

[LOG IN](#) [SIGN UP](#)

[Forgot password](#)

Please click „**Forgot password**“ to recreate your password

You will be asked to type in your email address, after which you will receive an email with instructions to reset your password.

## Forgotten Password

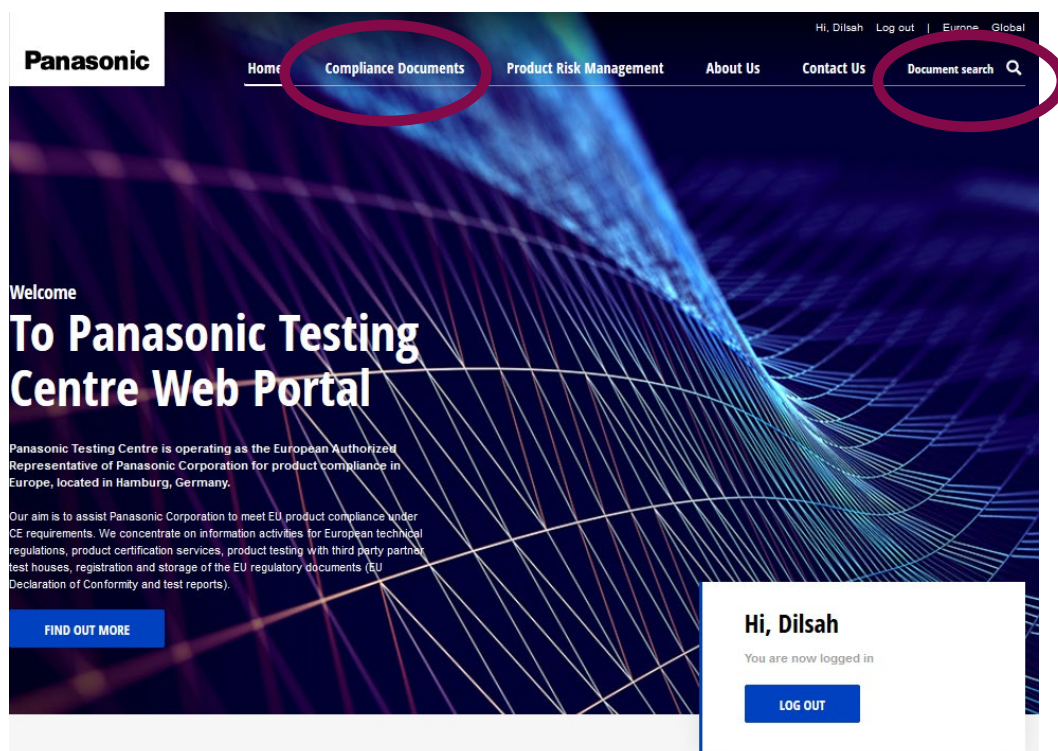
Type in your e-mail address.

**SUBMIT**

If you do not receive an e-mail, please check your “Spam”/”Junk” e-mail box.

## How to Use the Compliance Documents Database

In order to access compliance documents, you can either type the product/model name into the search box by clicking on “**Document search**” at the top of any page, or you can click on “**Compliance Documents**” on the top menu.



If you type the product into “Document search” you will be taken directly to all the relevant files related to the product. If you are looking for any specific information such as document type, you can then filter your search results.



## Performing a Search

To perform a search for a document, please click on “Document search” and type in the product/model number that you are looking for.

Click „Document search“ to type in the product /model number

File name	Document type	Size	Date
019715_JT-H300HT-E2_JT-H303HT-E2_D12-SSD-C 632-4_RoHS-DoC.pdf	Declaration of Conformity	780kb	5 Mar, 2019
021372_TX-L47FT60B_VDBG-D13470-00_RoHS-DoC.pdf	Declaration of Conformity	161kb	21 Feb, 2019
021360_TX-L47WT60E_VDBG-D13442-00_RoHS-DoC.pdf	Declaration of Conformity	164kb	21 Feb, 2019

As you type, the search will offer you some suggested products. If your product is suggested, you can click on it and the search results will show the files related to that product. If your product is not in the suggestions, you can also continue to type the whole product/model name and then press enter or click on the search symbol at the right end of the search box.

The search may return a lot of results, however the results will appear in order of relevance from most relevant to your search term, to least relevant.

File name	Document type	Size	Date
CU-2RE15PBE_CS-Various_MRD-T12025-01_ErP-Free-Web-Prod-Info.pdf	ErP Free Web Product Information	43kb	19 Mar, 2019
CU-2RE15PBE			
CU-2RE15PBE_CS-Various_MRD-T12025-01_ErP-Fiche.pdf	ErP Fiche	297kb	19 Mar, 2019
CU-2RE15PBE_CS-MRE7PKE_CS-MRE7PKE_MRD-T12025-01_ErP-Free-Web-Prod-Info.pdf	ErP Free Web Product Information	120kb	19 Mar, 2019

## Filtering Search Results

If you want to search for a specific document related to your product, you can filter the results by selecting a document type from the search options on the left.

The screenshot shows the Panasonic PTC Database search interface. The top navigation bar includes links for Home, Compliance Documents, Product Risk Management, About Us, Contact Us, and Document search. The main content area is divided into 'Search options' and 'Results'.

**Search options:**

- Select product category (dropdown)
- Select document type (dropdown menu with the following options):
  - Declaration of Conformity
  - Declaration of Identity
  - EMC Certificate
  - EMC report
  - EMF Report
  - Ecodesign
  - ErP Fiche** (highlighted)
  - ErP Free Web Product Information
  - ErP Label
  - ErP Report
  - Food contact
  - ISO Certificate
  - NB Certificate
  - Pressure Report
  - RF Report
  - ROHS
  - Radio/RED Report
  - Risk assessment
  - SAR Report

**Results:**

File name	Document type	Size	Date
CU-2RE15PBE_CS-Various_MRD-T12025-01_ErP-Free-Web-Prod-Info.pdf	ErP Free Web Product Information	43kb	19 Mar, 2019
CU-2E15PBE_CS-Various_MRD-T12021-01_ErP-Fiche.pdf	ErP Fiche	297kb	19 Mar, 2019
CU-2E15PBE_CS-E7PKEW+CS-E9PKEW,Energy-Label.pdf	ErP Label	388kb	21 Feb, 2019
CU-2E15PBE_CS-E7PKEW_CS-ME9PB4EA_MR-D-T12021-01_ErP-Free-Web-Prod-Info.pdf	ErP Free Web Product Information	44kb	19 Mar, 2019
CU-2RE15PBE_CS-Various_MRD-T12025-01_ErP-Fiche.pdf	ErP Fiche	297kb	19 Mar, 2019
CU-2E15PBE, CU-2E18PBE, CU-2RE15PBE, CU-2RE18PBE, Turkey, Product-Fiche.pdf	ErP Fiche	128kb	22 Feb, 2019
CU-2E15PBE_CS-E7PKEW+CS-E9PKEW, Product-Fiche.pdf	ErP Fiche	80kb	21 Feb, 2019

You can also search for a document by selecting a Product category/subcategory and then the product, as opposed to typing anything into the search bar. However, in some categories there is an excessive number of products, therefore we **recommend** that you find your document by searching for the target product in the search bar.

The three screenshots illustrate different search methods in the Panasonic PTC Database:

- Search by Product Category:** The 'Search options' panel shows 'Air-Conditioner' selected under 'Select product category'. The 'Results' panel shows a list of documents, including '019570,1.pdf', '021374,1 oC.pdf', '021372,1 oC.pdf', '021266,1 oC.pdf', '021214,1 oC.pdf', and '021360,1 oC.pdf'.
- Search by Product Subcategory:** The 'Search options' panel shows 'Air-Conditioner' selected under 'Select product category' and 'AZW' selected under 'Select product subcategory'. The 'Results' panel shows a list of documents, including '019570,1.pdf', '021374,1 oC.pdf', and '021372,1 oC.pdf'.
- Search by Product Name:** The 'Search options' panel shows 'Air-Conditioner' selected under 'Select product category' and 'WH-ADC03094035' selected under 'Select product name'. The 'Results' panel shows a list of documents, including '019715,1 oC.pdf', '021372,1 oC.pdf', '021360,1 oC.pdf', '021368,1 oC.pdf', '021374,1 oC.pdf', '021317,1 oC.pdf', and '021368,1 DoC.pdf'.



## Sorting Search Results

You can sort your search results alphabetically by file name or document type, as well as by file size and date. Click once on the heading which you want to sort by, to order the results in ascending order (ie. 0 → 9, A → Z). A small downwards facing arrow will appear next to the heading. Click on the heading a second time to sort in descending order (ie. 9 → 0, Z → A).

The screenshot shows the Panasonic PTC Database search results page. The search options section on the left includes filters for 'Select product category' and 'Select document type'. The results section on the right shows a table with the following columns: File name, Document type, Size, and Date. The table contains three rows of search results, all for 'Declaration of Conformity' documents. A red arrow points to the 'Date' column header, indicating it can be clicked to sort the results.

You can sort by these headings by clicking on them

## Starting a New Search

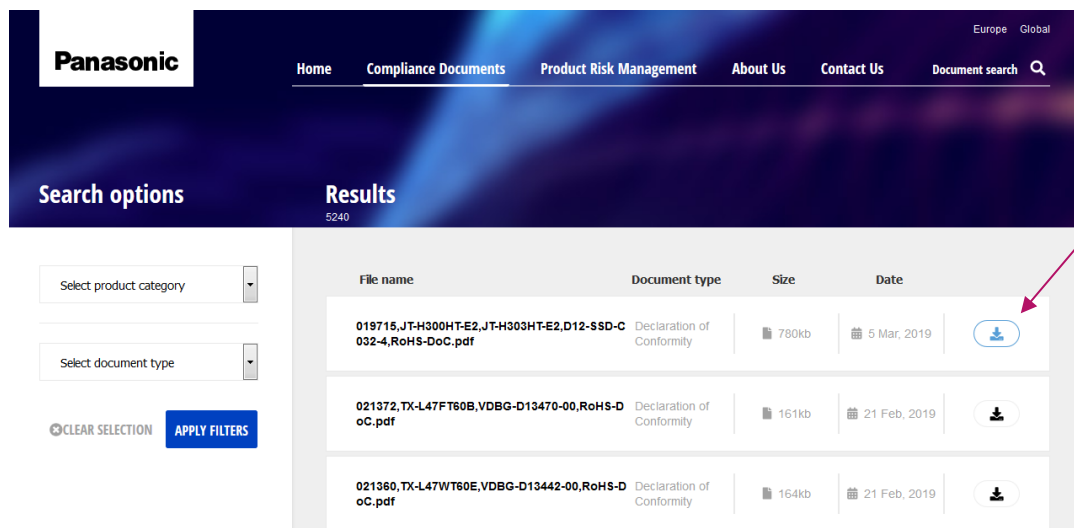
If you want to perform a new search, you first need to remove any previous filters that you had selected. You can do this by clicking on “Clear Selection” under the search options.

Clear filters by clicking “Clear Selection”

The screenshot shows the Panasonic PTC Database search results page. The search options section on the left includes filters for 'Select product category' and 'ErP Fiche'. The 'Clear Selection' button is highlighted with a red arrow, indicating it can be clicked to clear the filters. The results section on the right shows a table with the following columns: File name, Document type, and Size. The table contains two rows of search results, both for 'ErP Free Web Product Information' documents.

## Downloading a Document

Once you have found the document that you require, you can download it by clicking on the download symbol on the right side of the file information.






The screenshot shows the Panasonic PTC Database search results page. The page has a dark blue header with the Panasonic logo and navigation links: Home, Compliance Documents, Product Risk Management, About Us, Contact Us, and Document search. Below the header, there are search options and a results section. The results section contains a table with the following columns: File name, Document type, Size, Date, and a download icon. The table lists three documents, all of which are Declarations of Conformity. A red arrow points to the download icon in the first row of the table.

File name	Document type	Size	Date	Download icon
019715, JT-H300HT-E2, JT-H303HT-E2, D12-SSD-C 032-4, RoHS-DoC.pdf	Declaration of Conformity	780kb	5 Mar, 2019	Download icon
021372, TX-L47FT60B, VDBG-D13470-00, RoHS-D oC.pdf	Declaration of Conformity	161kb	21 Feb, 2019	Download icon
021360, TX-L47WT60E, VDBG-D13442-00, RoHS-D oC.pdf	Declaration of Conformity	164kb	21 Feb, 2019	Download icon

Please note that there is a small selection of files for which you may have to select save instead of just open, on your browser download options in order to view the file contents.

## Useful Tips

-  In the PTC database we only use **CE model numbers, that is, the model number shown on the product name plate**. Models/products in our database do not include the country codes or colours etc. on the end of the model name. The search will still provide you with suggestions of the most relevant products to your search, even if you do include the country codes.
-  If you cannot see any files when you go to the database, try **refreshing your browser**.
-  Some internet browsers do not work quite as well as others for our database. **Firefox** tends to work the best.

In case you have any difficulties with using the database, please do not hesitate to contact us.

Yours,

PTC Team